


every

DATA SET

has a

PERSPECTIVE



THIS IS BECAUSE WHEN YOU TURN
SOMETHING INTO "DATA",
YOU HAVE TO MAKE A LOT OF CHOICES.

TAKE ANY OBJECT,
LIKE THIS TREE. IT SEEMS
SIMPLE, BUT IT CAN MEAN
MANY THINGS IN MANY WAYS.



WHAT'S IMPORTANT TO

record, measure,

OR

describe

HERE?

LET'S GIVE IT A SHOT. SO...



WE COULD DESCRIBE IT AS

SPRUCE

ADULT

HEALTHY

OR MAYBE...

EDIBLE SPRUCE TIPS

LUMBER

MEDICINAL NEEDLES

FIREWOOD

FLEXIBLE INNER BARK

OR MAYBE...

26 FT TALL

8 FT WIDE

2000 LBS

907 KG

OR MAYBE EVEN

PREMIUM-GRADE CHRISTMAS TREE


\$250-300


BOUGHT/SOLD

WHAT FITS?

WHAT DO WE LEAVE OUT?

EACH OF THOSE CHOICES TELLS A STORY.






THE BITS OF DATA WE SEE SHAPE OUR
PERSPECTIVE ON THE WORLD AROUND US.


SO WHENEVER YOU SEE DATA

(OR THINGS LIKE AI MODELS TRAINED ON

A WHOLE LOT OF IT), ASK YOURSELF:



HOW WAS IT MADE? WHERE DID IT COME FROM?
WHAT CHOICES WERE INVOLVED? WHY?



WHOSE PERSPECTIVE IS IT SHOWING?

WHAT ARE THE SCOPE & LIMITS OF THIS
POINT OF VIEW?

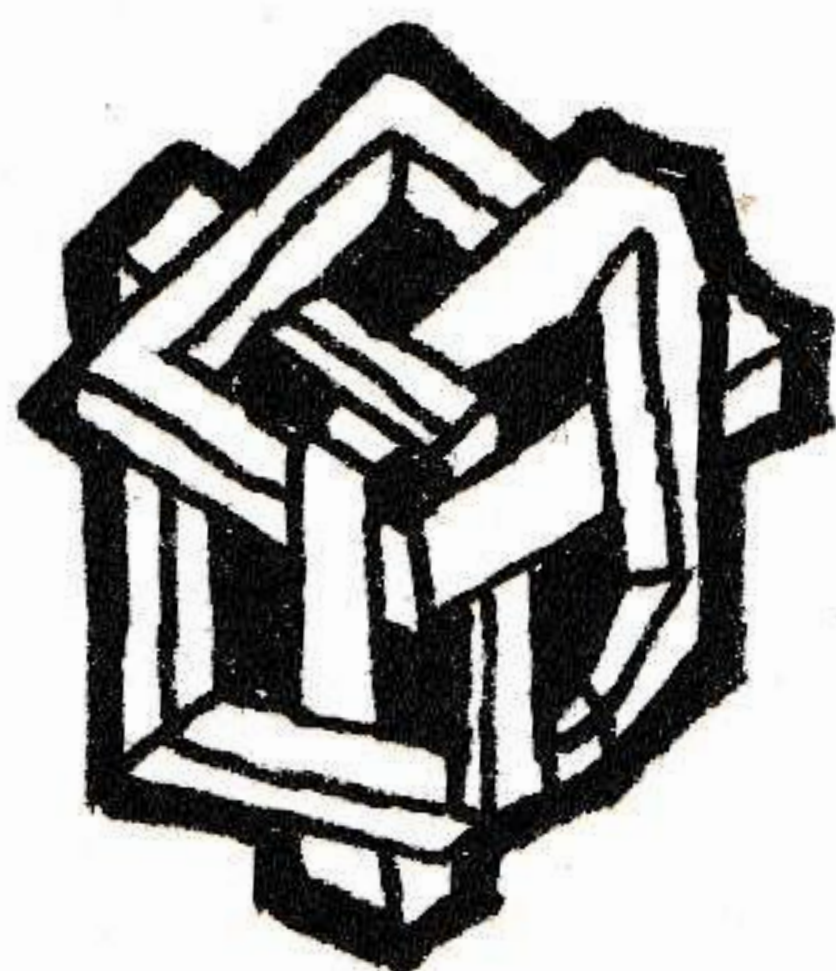


AND MOST
IMPORTANTLY,

WHAT STORIES
DOES IT TELL?

WHAT MIGHT
BE MISSING?

DAIR



dair-institute.org